

Plug FM45 Cat.5e unshielded AWG23 to 26 IP20 90° plastic housing



DESCRIPTION

- Field terminated RJ45 connector with angled housing
- Termination of unshielded cable (UTP)
- Approved for solid and stranded wire AWG 23 to AWG 26
- Optional visual colour coding clip



SCOPE OF SUPPLY

- Plug FM45 Cat.5e
- Plastic housing angled with nut
- Installation instructions

TENDER

Field-terminated RJ45 plug connector, unshielded, Cat.5e 8-pole, terminated in IDC technology, suitable for solid or stranded wires, 2- to 8-wire conductors of diameter AWG 23 to AWG 26 (AWG 23/7 - 26/7), angled housing IP20, for cable diameters of 4.5mm to 8.0mm, coding in acc. with TIA 568A/B.

TECHNICAL DATA

DESCRIPTION	VALUE / VALUE RANGE
Wire type	Wire or stranded wire
Conductor Construction	AWG 23 - 26
Wire diameter	Wire: 0.4 - 0.54mm (0.64mm depending on cable construction) Stranded wire: 0.12mm ² - 0.32mm ²
Approved wire diameter with insulation	1.6 mm / 0.063 in
Number of wires	8
Cable overall diameter	4.5 - 8.0mm
Shield jacket material	Brass (CuZn) hot-dip galvanized, 3µm
Protection class IP	IP 20
PoE	Yes
PowerSafe	Yes
Pollution Degree	2 according to IEC 61010-1
Dust Protection	No
Wiring diagram	T568A and T568B
Colour Coding	Yes, optional
Contact material	Bronze (CuSn6)
Contact Surface	>1.2µm gold over 1.2µm nickel
Re-termination	≥4 according IEC 60352-4 Re-terminations may be performed with wire of either larger or equal size than originally terminated.

MECHANICAL DATA

DESCRIPTION	VALUE / VALUE RANGE
Dimensions	47.0 mm x 14.0 mm x 33.0 mm / 1.85 in x 0.551 in x 1.299 in (W x H x D)
Design	angled
Color	Plug: transparent Housing: traffic gray (RAL 7042)
Connection Type	IDC according IEC 60352-4*, tin-plated, approx. 5µm*Re-terminations may be performed with wire of either larger or equal size than originally terminated.
Mating Cycles	> 750
Material	Polycarbonate (plug) polyamide (housing)






ELECTRICAL DATA




DESCRIPTION	VALUE / VALUE RANGE
Nominal Current	1.55A @20°C
Input-Output Resistance	> 100 mΩ
Insulation Resistance	> 1GΩ (100V)
Contact Resistance	Wire - IDC < 1mΩStranded wire - IDC < 5mΩSignal contact - screen < 20mΩ
Dielectric Strength	Contact - contact >1000VDCCShield - contact >1500VDC, 1min.
Standard	ANSI/TIA-568-C.2 EN 50173 IEC 60512-00-001/002 IEC 60603-7-2 ISO/IEC 11801 PoE (IEEE 802.3af), PoEP (IEEE 802.3at), 4Ppoe (IEEE 802.3bt)

ENVIRONMENTAL DATA

DESCRIPTION	VALUE / VALUE RANGE
Operation temperature	-20 °C to +70 °C / -4 °F to +158 °F

ACCESSORIES

Type	Picture	Description	Article	E-Number
Accessories		Clip Security Level 1 FM45 Plug IP20 ant	R311561	
Accessories		Clip Security Level 1 FM45 Plug IP20 bro	R311569	
Accessories		Clip Security Level 1 FM45 Plug IP20 gra	R311570	
Accessories		Clip Security Level 1 FM45 Plug IP20 red	R311571	
Accessories		Clip Security Level 1 FM45 Plug IP20 vio	R311575	

Type	Picture	Description	Article	E-Number
Accessories		Clip Security Level 1 FM45 Plug IP20 gre	R311577	
Accessories		Clip Security Level 1 FM45 Plug IP20 yel	R311579	
Accessories		Clip Security Level 1 FM45 Plug IP20 blu	R311580	